

These Site Analytics reports display traffic and visitor activity for the Web site sciencefish.com.

Date range: 01-01-11 to 12-31-11

Copyright © 2003 - 2012. All rights reserved.








Report created by Site Analytics for <http://www.sciencefish.com> on 01-01-12

This report indicates the country of origin of the visitors to the Web site. Site Analytics determines the location by examining the visitor's IP address. The geographical user information enables you to build site content and ad campaigns targeting particular locales.

Countries		
Country	Visitors	Percentage
 UNITED STATES	8,216	42.12
 CHINA	2,707	13.88
 RUSSIAN FEDERATION	2,123	10.88
 UKRAINE	1,083	5.55
 JAPAN	823	4.22
 GERMANY	540	2.77
 BRAZIL	535	2.74
 TURKEY	306	1.57
 UNITED KINGDOM	297	1.52
 FRANCE	267	1.37
 CANADA	157	0.80
 NETHERLANDS	149	0.76
 INDIA	128	0.66
<i>Unknown</i>	127	0.65
 AUSTRALIA	115	0.59
 KOREA, REPUBLIC OF	96	0.49
 SWEDEN	95	0.49
 MALAYSIA	83	0.43
 MEXICO	75	0.38
 LATVIA	70	0.36
 NORWAY	69	0.35
 INDONESIA	68	0.35
 CHILE	68	0.35
 POLAND	65	0.33
 THAILAND	64	0.33
 SPAIN	63	0.32
 ROMANIA	55	0.28
 SINGAPORE	53	0.27
 ITALY	52	0.27
 PHILIPPINES	50	0.26
 VIET NAM	47	0.24
 SOUTH AFRICA	42	0.22
 GREECE	42	0.22
 TAIWAN	39	0.20
 DENMARK	38	0.19
 ISRAEL	33	0.17

Country	Visitors	Percentage
 FINLAND	28	0.14
 COLOMBIA	28	0.14
 BELGIUM	27	0.14
 MOLDOVA, REPUBLIC OF	25	0.13
 PAKISTAN	22	0.11
 PORTUGAL	21	0.11
 EGYPT	21	0.11
 ICELAND	19	0.10
 NEW ZEALAND	18	0.09
 CZECH REPUBLIC	18	0.09
 PERU	17	0.09
 UNITED ARAB EMIRATES	17	0.09
 ARGENTINA	17	0.09
 IRELAND	16	0.08
 SLOVAKIA	16	0.08
 SAUDI ARABIA	16	0.08
 TUNISIA	15	0.08
 VENEZUELA, BOLIVARIAN REPUBLIC OF	15	0.08
 BULGARIA	14	0.07
 BELARUS	12	0.06
 MALDIVES	11	0.06
 HONG KONG	11	0.06
 NIGERIA	11	0.06
 OMAN	10	0.05
 TRINIDAD AND TOBAGO	10	0.05
 GEORGIA	10	0.05
 SRI LANKA	10	0.05
 MOROCCO	9	0.05
 ESTONIA	9	0.05
 LITHUANIA	9	0.05
 SWITZERLAND	9	0.05
 CROATIA	8	0.04
 BAHAMAS	8	0.04
 HUNGARY	7	0.04
 COSTA RICA	6	0.03
 PANAMA	6	0.03
 ECUADOR	6	0.03
 AUSTRIA	6	0.03
 UGANDA	6	0.03
 SERBIA	5	0.03
 MALTA	5	0.03
 LUXEMBOURG	5	0.03

Country	Visitors	Percentage
 BANGLADESH	5	0.03
 HONDURAS	5	0.03
 GUATEMALA	5	0.03
 ETHIOPIA	5	0.03
 DOMINICAN REPUBLIC	4	0.02
 COTE D'IVOIRE	4	0.02
 TANZANIA, UNITED REPUBLIC	4	0.02
 QATAR	4	0.02
 FAROE ISLANDS	3	0.02
 FIJI	3	0.02
 BOSNIA AND HERZEGOVINA	3	0.02
 BRUNEI DARUSSALAM	3	0.02
 PUERTO RICO	3	0.02
 CAMBODIA	3	0.02
 MAURITIUS	3	0.02
 JAMAICA	3	0.02
 NETHERLANDS ANTILLES	3	0.02
 CAYMAN ISLANDS	2	0.01
 BERMUDA	2	0.01
 GHANA	2	0.01
 SEYCHELLES	2	0.01
 UZBEKISTAN	2	0.01
 CAMEROON	2	0.01
 PARAGUAY	2	0.01
 KUWAIT	2	0.01
 IRAN, ISLAMIC REPUBLIC OF	2	0.01
 KENYA	2	0.01
 ALGERIA	2	0.01
 VANUATU	1	0.01
 YEMEN	1	0.01
 ZAMBIA	1	0.01
 VIRGIN ISLANDS, U.S.	1	0.01
 CAPE VERDE	1	0.01
 EL SALVADOR	1	0.01
 ANGOLA	1	0.01
 GUADELOUPE	1	0.01
 JERSEY	1	0.01
 AZERBAIJAN	1	0.01
 JORDAN	1	0.01
 MADAGASCAR	1	0.01
 NICARAGUA	1	0.01
 SAINT LUCIA	1	0.01

Country	Visitors	Percentage
 SAINT VINCENT AND THE GRE	1	0.01
 GREENLAND	1	0.01
 SURINAME	1	0.01
 SOLOMON ISLANDS	1	0.01
 GUAM	1	0.01
 SENEGAL	1	0.01
 FRENCH POLYNESIA	1	0.01